

#BEARGRADS

PHOTO PROPS

Instructions:


1. Print each page out full-size (make sure page scaling is off and auto rotation is on).
2. Cut the shapes out along the edge of the silhouette.
3. Tape each shape to a straw or dowel rod.
4. Celebrate our Bear grads with a selfie! If you work on campus, be sure to get your entire office in on the celebration, too.
5. Post your photo on Instagram and/or Twitter. Be sure to tag it #BearGrads and it could end up on the commencement homepage!



#BEARGRADS




Glasses




Glasses


#BEARGRADS



Mustache




Monacle




Lips

#BEARGRADS



Bear ears



Necklace


#BEARGRADS



Mortarboard

Missouri State
UNIVERSITY

#BEARGRADS



Blank word bubble

Missouri State
UNIVERSITY

#BEARGRADS

CONGRATS
#BEARGRADS

"Congrats #BearGrads" word bubble

Missouri State[®]
UNIVERSITY